



Homeward Board Meeting

September 8, 2025 / 12:00 PM-1:30 PM
RiverPlace – 2309 Euclid Avenue, Room 1A
IN PERSON

1. Welcome and Introductions

- 1.1. Welcome New Board Members

2. Approve Agenda*

3. Consent Items*

- 3.1. Homeward July 2025 Meeting Minutes
- 3.2. August Financial Statements
- 3.3. Coordinated Services Committee Minutes
- 3.4. OpportUnity Housing Committee Minutes
- 3.5. Centralized Intake August Monthly Report
- 3.6. IHYC Letter of Support – Maternity Group Home
- 3.7. Anawim Housing Letter of Support – IFA Permanent Supportive Housing
- 3.8. YSS Letter of Support – IFA Permanent Supportive Housing
- 3.9. CISS – IFA Emergency Solutions Grant/Shelter Assistance Fund
- 3.10. IHYC – IFA Emergency Solutions Grant/Shelter Assistance Fund
- 3.11. Families Forward – IFA Emergency Solutions Grant/Shelter Assistance Fund

4. Grant Committee

- 4.1. Letters of Support for IFA Emergency Solutions Grant/Shelter Assistance Fund *
 - 4.1.1. The Beacon
 - 4.1.2. Catholic Charities
- 4.2. 2025 Notice of Funding Opportunity
- 4.3. Emergency Solutions Grant Allocations*

5. The Blueprint to Address Homelessness – Angie Arthur

6. Executive Director’s Report – Angie Arthur

7. Business

- 7.1. Glenwood Mobile Home Park
- 7.2. Disability Access Points – Annie Uetz
- 7.3. 2025 Summer Point in Time – Institute for Community Alliances

8. Public Comment/Announcements

9. Adjournment

Next Meeting is October 13, 2025

* - Denotes voting item



Homeward Board Meeting

July 14, 2025 / 12:00 PM-1:30 PM

RiverPlace – 2309 Euclid Avenue, Room 1A

IN PERSON

Present: Tony Montgomery, Rebecca Foster, Shelby Ridley, Hannah Weiland, Jennifer Miner, Lyn Wilson, Ehren Stover-Wright, Luke Lynch, Rusty Johnson, Dannie Patrick-Valentin, Alyson Simmons, Amber Dakan, Stephanie Moody

Absent: David Wendt, Annie Uetz, Taylor Petersen, Lorna Garcia, Amber Lewis, Margaret Weirich, Jasmin Anderson, Steve Havemann

Staff: Angie Arthur, Jim Cain, Amy Croll

Guests: Mariah Breeze, Courtney Guntly, Amy Landrigan, Emily Osweiler, Patrick Schacherer, Connie Welcher, Lyndsie Angus, Pascha Morgan

1. Welcome and Introductions

1.1. Welcome New Board Members

Tony called the meeting to order at 12:05 pm. He welcomed new board members who are present: Shelby Ridley, Hannah Weiland, Amber Dakan, Stephanie Moody.

2. Approve Agenda*

Ehren motioned to approve the agenda. Rebecca seconded. All approve. Motion passes.

3. Consent Items*

- 3.1. Homeward June 2025 Meeting Minutes
- 3.2. May Financial Statements
- 3.3. Performance Measures Committee Minutes
- 3.4. Centralized Intake June Monthly Report

Alyson motioned to approve the consent items. Dannie seconded. All approve. Motion passes.

4. Grant Committee

4.1. 2025 Notice of Funding Opportunity

Angie reviewed the history of the NOFO and alerted the board that Homeward received notice on July 3, 2025 that a competition will now be happening. It is uncertain the degree of change, however, the notice stated street outreach and

* - Denotes voting item

transition housing will be included in the NOFO. It is also anticipated that the 60-day window has been reduced to 30-day.

Jim highlighted the anticipated 2025 application, which is slated to now include treatment and recovery.

The City of Des Moines legal team is reviewing implications of the language change and making recommendations on how to proceed with the local application. This may result in a shift in questions asked in the application.

There may be a need to modify the application after the NOFO is published. Requested changes are related to the expedited NOFO anticipated and yet unknown changes. The grant committee is requesting the board grant them the flexibility to make changes to align with the NOFO without returning to the board for additional approval.

Angie also stated that we will be changing to form that we use for the application. In the past, it has been FormStack and moving forward, we will be using the PIT portal at HMISPortal.org. Each agency has their own login, users, and ability to assign users to forms. The advantage is this portal will autosave and allows users to manage their applications more efficiently

4.1.1. Application*

The grant committee is requesting the board grant them the flexibility to make changes to align the application with the NOFO without returning to the board for additional approval. Tony requested a vote of the request. Shelby abstained. All others in favor. Motion passes.

4.1.2. Scoresheets*

Jim reviewed the various scoresheets emphasizing they mirror the application. The grant committee is requesting the board grant them the flexibility to make changes to the scoresheet to align with the NOFO without returning to the board for additional approval.

Tony requested approval of the scoresheets and ability to change the score sheet as needed. Shelby abstained. All others in favor. Motion passes.

4.1.3. Timeline*

Jim reviewed the timeline process, which will be adjusted once the NOFO is formally released.

* - Denotes voting item

Tony requested approval of the timeline and ability to change the timeline as needed. Shelby abstained. All others in favor. Motion passes.

5. The Blueprint to Address Homelessness – Angie Arthur

Angie reported that Homeward has held two strategy meetings with the Blueprint strategy leads. Homeward has identified a tool to track that overall progress on the plan. Each focus area and strategy improvement lead are moving forward with the creation of each individual strategy's work plan.

The reimagined HCC is working behind the scenes to recruit and train new HCC members. We anticipate the job description for the new HCC Director will be published by the end of the month. Homeward is meeting with a variety of key stakeholders and re-aligning committee structures to align with the Blueprint focus areas.

6. Executive Director's Report – Angie Arthur

- The NOFO and the Blueprint has been the vast amount of the staff's time.
- The Community Crate had an open house last week. It is currently located at the Harkin Institute.
- In partnership with the Amber Lewis, Governance Chair, we are reworking the CoC Governance Charter.
- New board orientation has occurred, and Angie reminded board members of the required Code of Conduct document that needs returned. This document is often reflected in grant applications and is required via the IRS for the organization's tax-exempt status.
- Communications committee is working on the annual report.
- IFA just announced a PSH application will be added to their application with the requirement that entities participate in HMIS.

7. Business

7.1. Section 8 Waiting List – Des Moines Municipal Housing Agency

Rebecca reported there were 7,700 applicants and 900 that were incomplete applications that will be dropped. This is the highest number ever received. Several large families applied. The list will be shuffled and randomized and then any names after 4,500 will be dropped from the list. The City of Des Moines received \$2M in unexpected funding, which allows for the additional vouchers to be released.

* - Denotes voting item

7.2. Street Outreach – Primary Health Care

Tabled until next month.

7.3. Mental Health and Disability Services in Iowa

Angie reported that regional changes started as of July 1. There are significant changes to come, many of which are still fluctuating. It is expected that individuals who are homeless will be impacted.

7.4. Adult Action Council – Amy Croll

The Youth Action Council will be broken into two groups to include an Adult Action Council. An estimated kickoff of the Adult Action Council is September once an advanced practicum student has started at Homeward to help staff the group. Amy is looking for potential host locations that meet the various requirements set forth by the Youth Action Council: on a bus line, safe, has wifi, offers food and/or coffee. The group will likely meet between 4:00-5:30 pm so members can make various shelter check-in requirements.

8. **Public Comment/Announcements**

8.1. Summer Point in Time Count – July 30th

The PIT count is set, and two more people are needed from 8 pm to midnight on July 30.

9. **Adjournment**

Rebecca motioned adjournment. Luke seconded. All approved. Meeting adjourned at 12:55 pm.

Next Meeting is August 11, 2025

TARBELL & CO, PLC
A CERTIFIED PUBLIC ACCOUNTING FIRM

Accountants' Compilation Report

To the Board of Directors of:

Homeward Iowa
505 Fifth Avenue, Suite 1010
Des Moines, IA 50309

Management is responsible for the accompanying financial statements of Homeward Iowa which comprise the Statements of Assets, Liabilities, and Net Assets- Modified Cash Basis as of July 31, 2025 and 2024, and the related Statements of Revenues and Expenses- Modified Cash Basis for the one month ended July 31, 2025 and 2024, in accordance with the modified cash basis of accounting, and for determining that the modified cash basis of accounting is an acceptable financial reporting framework. We have performed compilation engagements in accordance with Statements on Standards for Accounting and Review Services promulgated by the Accounting and Review Services Committee of the AICPA. We did not audit or review the financial statements nor were we required to perform any procedures to verify the accuracy or completeness of the information provided by management. Accordingly, we do not express an opinion, a conclusion, nor provide any form of assurance on these financial statements.

The financial statements are prepared in accordance with the modified cash basis of accounting, which is a basis of accounting other than accounting principles generally accepted in the United States of America.

Management has elected to omit substantially all the disclosures ordinarily included in financial statements prepared in accordance with the modified cash basis of accounting. If the omitted disclosures were included in the financial statements, they might influence the user's conclusions about the Company's Assets, Liabilities, Net Assets, Revenues, and Expenses. Accordingly, the financial statements are not designed for those who are not informed about such matters.

The supplementary information contained in the Statements of Revenues and Expenses – Budget vs Actual for the one month ended July 31, 2025 is presented for purposed of additional analysis and is not a required part of the basic financial statements. Such information is the responsibility of management. The supplementary information was subject to our compilation engagement. We have not audited or reviewed the supplementary information and do not express an opinion, a conclusion, nor provide any assurance on such information.

We are not independent with respect to Homeward Iowa.

Tarbell & Co., P.L.C.
West Des Moines, IA
A Certified Public Accounting Firm
August 5, 2025

WEST DES MOINES OFFICE
1466 28TH STREET, SUITE 100
WEST DES MOINES, IA 50266
PHONE: 515.282.0200
FAX: 515.282.0245

PRAIRIE CITY OFFICE
404 S COMMERCE DRIVE, SUITE 1
PRAIRIE CITY, IA 50228
PHONE: 515.994.2822
FAX: 515.994.2841

SULLY OFFICE
102 1ST STREET
SULLY, IA 50251
PHONE: 641.594.4461
FAX: 641.594.4468

Homeward Iowa
Statement of Assets, Liabilities, and Net Assets
Modified Cash Basis

	Jul 31, 25	Jul 31, 24
ASSETS		
Current Assets		
Checking/Savings		
102 · Operational checking account	34,088.41	39,433.27
104 · Business primary share savings	100.00	100.00
106 · Ultra business money market	754.40	754.40
107 · Business exclusive money market	409,505.23	550,753.52
108 · Youth action council checking	309.31	1,408.93
110 · Online app checking	14.51	239.51
Total Checking/Savings	444,771.86	592,689.63
Other Current Assets		
139 · Prepaid expenses	14,670.57	1,500.00
113 · Day 1 Funds CD - 7702	345,651.52	0.00
Total Other Current Assets	360,322.09	1,500.00
Total Current Assets	805,093.95	594,189.63
TOTAL ASSETS	805,093.95	594,189.63
LIABILITIES & EQUITY		
Liabilities		
Current Liabilities		
Other Current Liabilities		
240 · Accrued wages	10,343.33	0.00
241 · Accrued PTO	14,200.58	11,225.58
Total Other Current Liabilities	24,543.91	11,225.58
Total Current Liabilities	24,543.91	11,225.58
Total Liabilities	24,543.91	11,225.58
Equity		
290 · Unrestricted Net Assets	180,892.63	397,743.45
292 · Temporarily restricted	542,130.66	199,430.00
Net Income	57,526.75	(14,209.40)
Total Equity	780,550.04	582,964.05
TOTAL LIABILITIES & EQUITY	805,093.95	594,189.63

Homeward Iowa
Statements of Revenues and Expenses
Modified Cash Basis

	Jul 25	Jul 24
Ordinary Income/Expense		
Income		
301 · Polk County investment	83,333.00	0.00
306 · Investment interest income	1,334.50	2,293.92
376 · Unrestricted funding	0.00	125.00
Total Income	84,667.50	2,418.92
Expense		
Program Commitments		
491 · Youth Action Council	475.00	685.00
Total Program Commitments	475.00	685.00
Staff Costs		
511 · Salaries	20,562.57	9,925.08
512 · Employee benefits	941.07	949.65
514 · Payroll taxes	1,529.01	1,496.00
515 · Retirement plan	902.27	872.51
522 · PEO	268.38	253.38
Total Staff Costs	24,203.30	13,496.62
Insurances		
525 · Workers compensation	96.65	93.45
Total Insurances	96.65	93.45
Office Expenses		
530 · Parking	545.70	553.65
532 · Office rent	1,500.00	1,500.00
538 · Bank fees	70.00	0.00
Total Office Expenses	2,115.70	2,053.65
Technology		
541 · Equipment maintenance	250.10	299.60
Total Technology	250.10	299.60
Total Expense	27,140.75	16,628.32
Net Ordinary Income	57,526.75	(14,209.40)
Net Income	57,526.75	(14,209.40)

Homeward Iowa
Statements of Revenues and Expenses - Budget vs Actual
Modified Cash Basis

	Jul 25	Budget	Jul 25	YTD Budget	Annual Budget
Ordinary Income/Expense					
Income					
301 · Polk County investment	83,333.00	0.00	83,333.00	0.00	125,000.00
306 · Investment interest income	1,334.50	0.00	1,334.50	0.00	0.00
312 · City of Des Moines	0.00	6,250.00	0.00	6,250.00	75,000.00
313 · HUD Planning Grant	0.00	21,152.66	0.00	21,152.66	253,832.00
376 · Unrestricted funding	0.00	2,083.34	0.00	2,083.34	25,000.00
377 · Individual donations	0.00	416.67	0.00	416.67	5,000.00
378 · Restricted funding	0.00	6,250.00	0.00	6,250.00	75,000.00
Total Income	84,667.50	36,152.67	84,667.50	36,152.67	558,832.00
Expense					
Program Commitments					
410 · Point in Time	0.00	200.00	0.00	200.00	2,400.00
420 · Lived expertise council	0.00	625.00	0.00	625.00	7,500.00
491 · Youth Action Council	475.00	625.00	475.00	625.00	7,500.00
590 · Centralized Intake	0.00	4,166.67	0.00	4,166.67	50,000.00
591 · CoC Training	0.00	666.67	0.00	666.67	8,000.00
594 · Rapid Resolution	0.00	7,083.33	0.00	7,083.33	85,000.00
Total Program Commitments	475.00	13,366.67	475.00	13,366.67	160,400.00
Professional Fees					
501 · Misc professional fees	0.00	833.33	0.00	833.33	10,000.00
502 · Accounting services	0.00	600.00	0.00	600.00	7,200.00
503 · Audit fees	0.00	1,333.33	0.00	1,333.33	16,000.00
Total Professional Fees	0.00	2,766.66	0.00	2,766.66	33,200.00
Staff Costs					
511 · Salaries	20,562.57	27,131.67	20,562.57	27,131.67	325,580.00
512 · Employee benefits	941.07	1,666.67	941.07	1,666.67	20,000.00
514 · Payroll taxes	1,529.01	2,075.58	1,529.01	2,075.58	24,907.00
515 · Retirement plan	902.27	1,356.58	902.27	1,356.58	16,279.00
522 · PEO	268.38	575.00	268.38	575.00	6,900.00
589 · Mileage	0.00	41.67	0.00	41.67	500.00
Total Staff Costs	24,203.30	32,847.17	24,203.30	32,847.17	394,166.00
Insurances					
523 · D & O	0.00	72.58	0.00	72.58	871.00
524 · General liability and rental	0.00	20.84	0.00	20.84	250.00
525 · Workers compensation	96.65	83.33	96.65	83.33	1,000.00
Total Insurances	96.65	176.75	96.65	176.75	2,121.00

Homeward Iowa
Statements of Revenues and Expenses - Budget vs Actual
Modified Cash Basis

	Jul 25	Budget	Jul 25	YTD Budget	Annual Budget
Office Expenses					
530 · Parking	545.70	341.67	545.70	341.67	4,100.00
531 · Office material and supplies	0.00	58.33	0.00	58.33	700.00
532 · Office rent	1,500.00	1,500.00	1,500.00	1,500.00	18,000.00
534 · Telephone/internet	0.00	166.67	0.00	166.67	2,000.00
535 · Filing fees	0.00	16.67	0.00	16.67	200.00
536 · Postage	0.00	16.66	0.00	16.66	200.00
537 · Printing expense	0.00	41.67	0.00	41.67	500.00
538 · Bank fees	70.00	0.00	70.00	0.00	0.00
Total Office Expenses	2,115.70	2,141.67	2,115.70	2,141.67	25,700.00
Technology					
541 · Equipment maintenance	250.10	450.00	250.10	450.00	5,400.00
543 · Equipment replacement/software	0.00	416.67	0.00	416.67	5,000.00
Total Technology	250.10	866.67	250.10	866.67	10,400.00
Fundraising					
554 · Customer relationship mgmt	0.00	166.67	0.00	166.67	2,000.00
588 · Development plan	0.00	416.66	0.00	416.66	5,000.00
Total Fundraising	0.00	583.33	0.00	583.33	7,000.00
Education/Advocacy					
573 · Advertising/marketing	0.00	833.33	0.00	833.33	10,000.00
575 · Electronic media	0.00	125.00	0.00	125.00	1,500.00
580 · Tickets	0.00	125.00	0.00	125.00	1,500.00
593 · eNewsletter	0.00	70.83	0.00	70.83	850.00
Total Education/Advocacy	0.00	1,154.16	0.00	1,154.16	13,850.00
Staff and Board Development					
581 · Dues/subscriptions/memberships	0.00	250.00	0.00	250.00	3,000.00
582 · Continuing education	0.00	916.67	0.00	916.67	11,000.00
583 · Board and committee meetings	0.00	416.67	0.00	416.67	5,000.00
585 · Strategic Plan/Project Manageme	0.00	416.66	0.00	416.66	5,000.00
Total Staff and Board Development	0.00	2,000.00	0.00	2,000.00	24,000.00
Total Expense	27,140.75	55,903.08	27,140.75	55,903.08	670,837.00
Net Ordinary Income	57,526.75	(19,750.41)	57,526.75	(19,750.41)	(112,005.00)
Net Income	57,526.75	(19,750.41)	57,526.75	(19,750.41)	(112,005.00)

Finance Committee
Chair: Tony Montgomery
Homeward Board

August 5, 2025
(8:00am)

Agenda

1. Welcome
 - Attendees: Tony Montgomery, Angie Arthur, Susan Rathjen
2. June 2025 Financials
 - Review preliminary year-end financials in preparations for the FY2025 Audit; no issues or revisions identified
 - Review of new reporting tools Angie is using
 - a. Profit & Loss by Class (Accrual)
 - b. General ledger (Accrual)
 - c. These reports will be used by the Finance Committee but not included as official financial reporting
3. Minutes
 - Review of the meeting minutes from 06/04/2025
4. Revenue
 - Foundation Grants
 - a. Currently applying for Nationwide grant; submission due at the end of August
 - b. No response from Wells Fargo Foundation grant; submitted in Q2
Homeward did not apply for expanded Rapid Resolution funds for next year due to less funds available; applying for historic amount of \$50,000
 - c. Polk County payment received in July (\$84K); remaining (\$43K) still pending
 - HUD Planning Grant
 - a. Current draws underway
 - b. Expecting 05/01 contract effective dates going forward
 - Federal Funding
 - a. No major updates
5. FY25 Audit
 - Onsite visit on August 18th
6. Next Meeting on 09/02/2025

Coordinated Services Committee
Date July 23, 2024 10:00 AM – 11:00 AM
Polk County River Place, Room 1A

Minutes

In attendance: Michele Small, Melaina Haley, Stacey Wright, Tyan Smith, Marcia Treichel, Ciara Bock, Carrie Moreno, Caroline Gathright, Penny Orewiler, Pat Schacherer, Catherine Gerdes, Lori Jensen

I. Welcome, introductions, and approve minutes

- Approval of minutes June 2025 minutes.

II. Marsha Treichel, VP & Community Manager, Chase Bank, Presentation on Financial Literacy Classes

- There are 8-12 workshops, 45 minutes in duration, very interactive.
- Workshops are private and public.
- Chase partners with Evelyn K Davis Center to conduct classes.
- The classes can be in person, virtual or hybrid.
- 'Bank On' Coalition works with individuals who have banking challenges. Will help obtain secure checking or savings accounts.
- Chase Money Skills Back-to-School event
 - Saturday, August 2, 2025, at Gregory and Suzie Glazer Burt Club
 - 2500 Forest Avenue, Des Moines, IA 50311
 - 1000 backpacks with school supplies

III. Homeward Information/Updates

- HUD is requiring NOFU this year-mid August 2025 possibly.
- Funds for TH and Street Outreach are areas of focus.
- Homeward will keep everyone posted.
- There was a Letter of Intent earlier this year.
- PIT will be July 30th from noon to noon-taking place in the community.
- Blueprint to Address Homelessness-planning and continuing to discuss assessment tools
- Reimagine Coordinated Director?
- Incorporating Blueprint with Homeward Committees.

IV. Future Committee Presentation Requests/Ideas

- Inside Out for guest speaker
- Housing for substance abuse
- Thrive

V. Adjourn

Next meeting: August 27, 10:00 AM at Polk County River Place

OpportUNITY

HOUSING WORKGROUP MEETING

MEETING AGENDA



DATE: Monday, August 18, 2025

TIME: 1:00-2:00 PM

LOCATION: Zoom

Join Zoom Meeting

<https://us06web.zoom.us/j/87424386324?pwd=filPL3nuPJawM38wJb28e3QAIG1xOj.1>

Meeting ID: 874 2438 6324

Passcode: 616042

TIME	ITEM	PRESENTER
1:00-1:05	Welcome	Angie Arthur – Homeward Rachel Ong- Habitat for Humanity
1:05-1:20	Central Iowa Community Land Trust	Carrie Woerdeman- HOME Inc.
1:20-1:40	Global Neighbors- Overview and Update	Mak Suceska-Polk County, Global Neighbors
1:40-2:00	Community Updates	All

Next Housing Work Group Meeting: Monday, September 15th from 1:00-2:00PM.

Central Iowa Community Land Trust presentation slides are attached.

An architectural rendering of Global Neighbors is in the 3rd attachment.

Homeward: IFA HOME-ARP Funds Application is open until September 26th. More details via the following link. [Iowa HOME-ARP Program | Economic Development & Finance Authority](#)

UpLift: The Community Crate-Making Central Iowa Home is open again from August 20-27th. More details found via the following link [Tours | UpLift](#)

DART: Stay tuned for more information on the next round of stakeholder input for Reimagine DART that will take place in September.

OpportUNITY is a collective impact initiative fighting to reduce poverty and eliminate barriers that prevent central Iowans in Dallas, Polk, and Warren Counties from thriving.

CE Household Report: 01/01/2025-08/31/2025

Region: Not selected

Provider(s): Not selected

Intakes completed (EE)

CE Project (EE)	Jan	Feb	Mar	Apr	May	Jun	Jul	Aug	Sept	Oct	Nov	Dec	YTD
PHC - Coordinated Intake(1184)	180	149	147	179	205	194	185	135					1,371
PHC - Coordinated Intake (Post-Shelter Admission)(1185)	54	44	51	48	53	26	31	39					346
TOTAL	234	193	198	227	258	220	216	174					1,717

Assessments completed (CE Assessment)

Assessment Level	Jan	Feb	Mar	Apr	May	Jun	Jul	Aug	Sept	Oct	Nov	Dec	YTD
Crisis Needs Assessment		1			1								2
Housing Needs Assessment	219	189	191	223	217	186	193	159					1,568
TOTAL	219	190	191	223	218	186	193	159					1,570
Prioritization Status	Jan	Feb	Mar	Apr	May	Jun	Jul	Aug	Sept	Oct	Nov	Dec	YTD
Not Placed on Prioritization List	48	47	42	55	56	51	51	37					386
Placed on Prioritization List	171	143	149	168	162	135	142	122					1,186
SPDAT Type	Jan	Feb	Mar	Apr	May	Jun	Jul	Aug	Sept	Oct	Nov	Dec	YTD
Client Refused (0 Score)	21	18	18	28	29	24	33	22					193
Family (v2.0)	1	3		1									5
Family (v3.0)	36	36	40	53	40	35	54	38					329
Single (v2.0)	3	1		2	1								7
Single (v3.0)	142	113	120	124	131	106	91	91					918
Youth (v2.0)	16	19	13	15	17	21	15	8					123
SPDAT Score / Need	Jan	Feb	Mar	Apr	May	Jun	Jul	Aug	Sept	Oct	Nov	Dec	YTD
PSH - Permanent Supportive Housing (8+)	135	123	117	129	139	101	111	99					950
RRH - Rapid Rehousing (4-7)	58	45	54	61	45	56	44	34					395
HP - Homelessness Prevention													
Diversion - No supports (0-3)	26	22	20	33	34	29	38	26					228

Removed from Prioritization List

Housing Status	Jan	Feb	Mar	Apr	May	Jun	Jul	Aug	Sept	Oct	Nov	Dec	YTD
Housed	17	15	25	32	21	19	37	29	1				196
Not Housed	50	42	45	76	83	67	77	64					504
Average days to permanent housing	13	23	30	40	45	39	55	53	35				40
Average days on prioritization list	59	13	42	57	68	42	55	56	35				53
Project type used (Housed)	Jan	Feb	Mar	Apr	May	Jun	Jul	Aug	Sept	Oct	Nov	Dec	YTD
Homeless Prevention (HP)				1									1
Other Permanent Housing (OPH)	14	11	16	20	15	16	31	25	1				149
Permanent Supportive Housing (PSH)		4	7	5			4	1					21
Rapid Rehousing (RRH)	3		2	5	5	3	2	1					21
Transitional Housing (TH)					1								1
NULL				1				2					3
Reason for removal (Not Housed)	Jan	Feb	Mar	Apr	May	Jun	Jul	Aug	Sept	Oct	Nov	Dec	YTD
Client/Household cannot be found or contacted.	21	10	9	37	28	14	29	17					165
Client/Household needs to be re-assessed.		1	4		3		2	1					11
Client/Household no longer wishes to participate in Co	1			3	1	1							6
Client/Household self-resolved and is no longer homele	1	3	5	3	3	1	4	5					25
NULL	27	28	27	33	48	51	42	41					297

CE Household Report: 01/01/2025-08/31/2025

Region: Not selected

Provider(s): Not selected

CE Events

Access Events	Jan	Feb	Mar	Apr	May	Jun	Jul	Aug	Sept	Oct	Nov	Dec	YTD
Problem Solving/Diversion/Rapid Resolution intervention			1										1
Referral to Prevention Assistance project	6		2		1	5	8	4					26
Referral to scheduled Coordinated Entry Housing Need	222	191	194	224	221	187	192	158					1,579
Unique Household TOTAL	226	191	196	224	221	190	199	162					1,589
Referral Events	Jan	Feb	Mar	Apr	May	Jun	Jul	Aug	Sept	Oct	Nov	Dec	YTD
Referral to a Housing Stability Voucher		1											1
Referral to emergency assistance/flex fund/furniture assistance						1	19	28					48
Referral to Emergency Shelter bed opening	44	32	44	45	49	21	24	27	4				284
Referral to Housing Navigation project or services	1	2	8	3	7	7	4	1					33
Referral to Joint TH-RRH project/unit/resource opening		1			2			2					5
Referral to post-placement/follow-up case management	13	8	18	20	8	16	12	1					96
Referral to PSH project resource opening		3	2			1	5	2					13
Referral to RRH project resource opening	9	7	11	18	28	17	14	10					114
Referral to Street Outreach project or services	3	3	3		3	7	5	1					25
Unique Household TOTAL	68	55	80	80	91	68	80	71	4				551
Event Details	Jan	Feb	Mar	Apr	May	Jun	Jul	Aug	Sept	Oct	Nov	Dec	YTD
Problem Solving/Diversion/Rapid Resolution intervention			1										1
Client housed/re-housed in a safe alternative													
Referral to post-placement/follow-up case management													
Enrolled in Aftercare project			2			3							5
Referral Results	Jan	Feb	Mar	Apr	May	Jun	Jul	Aug	Sept	Oct	Nov	Dec	YTD
Referral to a Housing Stability Voucher			1										1
Referral to emergency assistance/flex fund/furniture assistance						1	18	26					45
ES	20	20	25	23	33	19	16	19	1				171
ES	21	12	17	21	17	7	3	4					101
ES							1						1
Housing Nav	1		6	2	5	4	3	3					24
Housing Nav			1		1								2
Housing Nav			1										1
TH-RRH		1			1			2					4
TH-RRH					1								1
PP/CM	8	5	8	11	5	8	6	2					53
PP/CM		2	5	12	6	6	4	4					39
PP/CM	1				1	1							3
PSH		2	2				1	2					7
PSH				1			1						2
PSH								1					1
RRH	5	5	11	12	17	18	9	8					85
RRH		2		2	1		1	4					10
RRH	1												1
SO		2	1		1	1	2	2					9
SO			1			1	2						4
SO				2				6					8
NULL	2	2	3	4	7	10	10	4					42
NULL					1	1	2						4
NULL	2	1					1	4					8

CE Household Report: 01/01/2025-08/31/2025 (Single Individuals)

Region: Not selected

Intakes completed (EE)

CE Project (EE)	Jan	Feb	Mar	Apr	May	Jun	Jul	Aug	Sept	Oct	Nov	Dec	YTD
PHC - Coordinated Intake(1184)	118	95	94	109	120	116	111	85					848
PHC - Coordinated Intake (Post-Shelter Admission)(1185)	51	41	49	46	52	24	29	39					331
TOTAL	169	136	143	155	172	140	140	124					1,179

Assessments completed (CE Assessment)

Assessment Level	Jan	Feb	Mar	Apr	May	Jun	Jul	Aug	Sept	Oct	Nov	Dec	YTD
Crisis Needs Assessment		1			1								2
Housing Needs Assessment	166	129	143	152	159	129	127	109					1,113
TOTAL	166	130	143	152	160	129	127	109					1,115
Prioritization Status	Jan	Feb	Mar	Apr	May	Jun	Jul	Aug	Sept	Oct	Nov	Dec	YTD
Not Placed on Prioritization List	35	32	27	31	40	38	34	26					263
Placed on Prioritization List	131	98	116	121	120	91	93	83					852
SPDAT Type	Jan	Feb	Mar	Apr	May	Jun	Jul	Aug	Sept	Oct	Nov	Dec	YTD
Client Refused (0 Score)	18	15	15	19	25	21	27	17					157
Family (v2.0)	0	0		0									0
Family (v3.0)	2	1	2	2	3	1	3	1					15
Single (v2.0)	3	1		2	1								7
Single (v3.0)	127	95	116	114	115	89	83	83					822
Youth (v2.0)	16	18	10	15	16	18	14	8					114
SPDAT Score / Need	Jan	Feb	Mar	Apr	May	Jun	Jul	Aug	Sept	Oct	Nov	Dec	YTD
PSH - Permanent Supportive Housing (8+)	91	78	81	77	98	59	65	58					606
RRH - Rapid Rehousing (4-7)	55	34	45	51	33	44	31	30					323
HP - Homelessness Prevention													
Diversion - No supports (0-3)	20	18	17	24	29	26	31	21					186

Removed from Prioritization List

Housing Status	Jan	Feb	Mar	Apr	May	Jun	Jul	Aug	Sept	Oct	Nov	Dec	YTD
Housed	14	13	17	19	15	14	26	19	0				137
Not Housed	37	25	32	36	49	45	39	39					302
Average days to permanent housing	24	30	33	34	49	51	89	75					56
Average days on prioritization list	111	29	70	92	112	67	72	64					82
Project type used (Housed)	Jan	Feb	Mar	Apr	May	Jun	Jul	Aug	Sept	Oct	Nov	Dec	YTD
Homeless Prevention (HP)				0									0
Other Permanent Housing (OPH)	11	10	11	10	12	14	22	18	0				108
Permanent Supportive Housing (PSH)		3	6	5			3	1					18
Rapid Rehousing (RRH)	3		0	4	2	0	1	0					10
Transitional Housing (TH)					1								1
NULL				0				0					0
Reason for removal (Not Housed)	Jan	Feb	Mar	Apr	May	Jun	Jul	Aug	Sept	Oct	Nov	Dec	YTD
Client/Household cannot be found or contacted.	14	1	2	11	9	6	8	5					56
Client/Household needs to be re-assessed.		1	4		2		1	1					9
Client/Household no longer wishes to participate in Co	1			2	1	1							5
Client/Household self-resolved and is no longer homele	0	2	2	0	2	1	2	3					12
NULL	22	21	24	23	35	37	28	30					220

CE Household Report: 01/01/2025-08/31/2025 (Single Individuals)

Region: Not selected

CE Events

Access Events	Jan	Feb	Mar	Apr	May	Jun	Jul	Aug	Sept	Oct	Nov	Dec	YTD
Problem Solving/Diversion/Rapid Resolution intervention			0										0
Referral to Prevention Assistance project	0		0		0	2	3	3					8
Referral to scheduled Coordinated Entry Housing Need	168	134	143	154	165	134	127	114					1,134
Unique Household TOTAL	168	134	143	154	165	134	129	117					1,135
Referral Events	Jan	Feb	Mar	Apr	May	Jun	Jul	Aug	Sept	Oct	Nov	Dec	YTD
Referral to a Housing Stability Voucher		0											0
Referral to emergency assistance/flex fund/furniture assistance						0	11	19					30
Referral to Emergency Shelter bed opening	38	22	26	30	29	11	15	17	1				186
Referral to Housing Navigation project or services	1	2	6	2	4	1	2	0					18
Referral to Joint TH-RRH project/unit/resource opening		0			2			0					2
Referral to post-placement/follow-up case management	13	7	14	14	8	13	8	0					77
Referral to PSH project resource opening		2	1			1	3	2					9
Referral to RRH project resource opening	7	7	9	14	20	12	12	7					88
Referral to Street Outreach project or services	3	3	3		3	7	5	1					25
Unique Household TOTAL	60	42	55	57	61	44	54	45	1				397
Event Details	Jan	Feb	Mar	Apr	May	Jun	Jul	Aug	Sept	Oct	Nov	Dec	YTD
Problem Solving/Diversion/Rapid Resolution intervention			0										0
Client housed/re-housed in a safe alternative													0
Referral to post-placement/follow-up case management													0
Enrolled in Aftercare project			2			3							5
Referral Results	Jan	Feb	Mar	Apr	May	Jun	Jul	Aug	Sept	Oct	Nov	Dec	YTD
Referral to a Housing Stability Voucher			0										0
Referral to emergency assistance/flex fund/furniture assistance						0	10	18					28
ES	15	12	15	16	20	11	11	14	0				111
ES	20	10	10	15	9	3	1	2					70
ES							1						1
Housing Nav	1		5	2	3	1	2	0					14
Housing Nav			0		1								1
Housing Nav			1										1
TH-RRH		0			1			0					1
TH-RRH					1								1
PP/CM	8	5	8	7	5	7	5	0					45
PP/CM		1	4	9	4	4	4	2					28
PP/CM	1				1	1							3
PSH		1	1				1	1					4
PSH				1			1						2
PSH								0					0
RRH	5	4	9	9	12	11	8	5					63
RRH		2		2	0		1	4					9
RRH	1												1
SO		2	1		1	1	2	2					9
SO			1			1	2						4
SO				2				6					8
NULL	0	1	1	3	4	6	7	2					24
NULL					1	1	1						3
NULL	0	0					0	2					2

CE Household Report: 01/01/2025-08/31/2025 (Family Household)

Region: Not selected

Intakes completed (EE)

CE Project (EE)	Jan	Feb	Mar	Apr	May	Jun	Jul	Aug	Sept	Oct	Nov	Dec	YTD
PHC - Coordinated Intake(1184)	62	54	53	70	85	78	74	50					525
PHC - Coordinated Intake (Post-Shelter Admission)(1185)	3	3	2	2	1	2	2	0					15
TOTAL	65	57	55	72	86	80	76	50					540

Assessments completed (CE Assessment)

Assessment Level	Jan	Feb	Mar	Apr	May	Jun	Jul	Aug	Sept	Oct	Nov	Dec	YTD
Crisis Needs Assessment		0			0								0
Housing Needs Assessment	53	59	47	71	58	57	66	50					455
TOTAL	53	59	47	71	58	57	66	50					455
Prioritization Status	Jan	Feb	Mar	Apr	May	Jun	Jul	Aug	Sept	Oct	Nov	Dec	YTD
Not Placed on Prioritization List	13	15	15	24	16	13	17	11					123
Placed on Prioritization List	40	44	32	47	42	44	49	39					334
SPDAT Type	Jan	Feb	Mar	Apr	May	Jun	Jul	Aug	Sept	Oct	Nov	Dec	YTD
Client Refused (0 Score)	3	3	3	9	4	3	6	5					36
Family (v2.0)	1	3		1									5
Family (v3.0)	34	34	38	51	37	34	51	37					313
Single (v2.0)	0	0		0	0								0
Single (v3.0)	15	18	3	10	16	17	8	8					95
Youth (v2.0)	0	1	3	0	1	3	1	0					9
SPDAT Score / Need	Jan	Feb	Mar	Apr	May	Jun	Jul	Aug	Sept	Oct	Nov	Dec	YTD
PSH - Permanent Supportive Housing (8+)	44	44	35	52	41	42	46	41					342
RRH - Rapid Rehousing (4-7)	3	11	9	10	12	12	13	4					73
HP - Homelessness Prevention													
Diversion - No supports (0-3)	6	4	3	9	5	3	7	5					42

Removed from Prioritization List

Housing Status	Jan	Feb	Mar	Apr	May	Jun	Jul	Aug	Sept	Oct	Nov	Dec	YTD
Housed	3	2	8	13	6	5	11	10	1				59
Not Housed	13	17	13	40	34	22	38	25					202
Average days to permanent housing													
Average days on prioritization list	146	0		71				180					93
Project type used (Housed)	Jan	Feb	Mar	Apr	May	Jun	Jul	Aug	Sept	Oct	Nov	Dec	YTD
Homeless Prevention (HP)				1									1
Other Permanent Housing (OPH)	3	1	5	10	3	2	9	7	1				41
Permanent Supportive Housing (PSH)		1	1	0			1	0					3
Rapid Rehousing (RRH)	0		2	1	3	3	1	1					11
Transitional Housing (TH)					0								0
NULL				1				2					3
Reason for removal (Not Housed)	Jan	Feb	Mar	Apr	May	Jun	Jul	Aug	Sept	Oct	Nov	Dec	YTD
Client/Household cannot be found or contacted.	7	9	7	26	19	8	21	12					109
Client/Household needs to be re-assessed.		0	0		1		1	0					2
Client/Household no longer wishes to participate in Co	0			1	0	0							1
Client/Household self-resolved and is no longer homele	1	1	3	3	1	0	2	2					13
NULL	5	7	3	10	13	14	14	11					77

CE Household Report: 01/01/2025-08/31/2025 (Family Household)

Region: Not selected

CE Events

Access Events	Jan	Feb	Mar	Apr	May	Jun	Jul	Aug	Sept	Oct	Nov	Dec	YTD
Problem Solving/Diversion/Rapid Resolution intervention			1										1
Referral to Prevention Assistance project	6		2		1	3	5	2					19
Referral to scheduled Coordinated Entry Housing Need	54	58	52	71	57	55	66	44					451
Unique Household TOTAL	58	58	54	71	57	58	71	46					460
Referral Events	Jan	Feb	Mar	Apr	May	Jun	Jul	Aug	Sept	Oct	Nov	Dec	YTD
Referral to a Housing Stability Voucher		1											1
Referral to emergency assistance/flex fund/furniture assistance						1	8	9					18
Referral to Emergency Shelter bed opening	6	10	19	15	20	10	9	10	3				99
Referral to Housing Navigation project or services	0	0	2	1	3	6	2	1					15
Referral to Joint TH-RRH project/unit/resource opening		1			0			2					3
Referral to post-placement/follow-up case management	0	1	4	6	0	3	4	1					19
Referral to PSH project resource opening		1	1			0	2	0					4
Referral to RRH project resource opening	2	0	2	4	8	5	2	3					26
Referral to Street Outreach project or services	0	0	0		0	0	0	0					0
Unique Household TOTAL	8	13	26	23	30	24	26	26	3				155
Event Details	Jan	Feb	Mar	Apr	May	Jun	Jul	Aug	Sept	Oct	Nov	Dec	YTD
Problem Solving/Diversion/Rapid Resolution intervention			1										1
Client housed/re-housed in a safe alternative													
Referral to post-placement/follow-up case management													
Enrolled in Aftercare project			0			0							0
Referral Results	Jan	Feb	Mar	Apr	May	Jun	Jul	Aug	Sept	Oct	Nov	Dec	YTD
Referral to a Housing Stability Voucher			1										1
Referral to emergency assistance/flex fund/furniture assistance						1	8	8					17
ES	5	8	10	7	13	8	5	5	1				60
ES	1	2	8	6	8	4	2	2					32
ES							0						0
Housing Nav	0		1	0	2	3	1	3					10
Housing Nav			1		0								1
Housing Nav			0										0
TH-RRH		1			0			2					3
TH-RRH					0								0
PP/CM	0	0	0	4	0	1	1	2					8
PP/CM		1	1	3	2	2	0	2					11
PP/CM	0				0	0							0
PSH		1	1				0	1					3
PSH				0			0						0
PSH								1					1
RRH	0	1	2	3	5	7	1	3					22
RRH		0		0	1		0	0					1
RRH	0												0
SO		0	0		0	0	0	0					0
SO			0			0	0						0
SO				0				0					0
NULL	2	1	2	1	4	4	3	2					19
NULL					0	0	1						1
NULL	2	1					1	2					6

CE Household Report: 01/01/2025-08/31/2025 (Youth Subset - 18 to 24)

Region: Not selected

Intakes completed (EE)

CE Project (EE)	Jan	Feb	Mar	Apr	May	Jun	Jul	Aug	Sept	Oct	Nov	Dec	YTD
PHC - Coordinated Intake(1184)	22	19	20	28	29	27	28	10					182
PHC - Coordinated Intake (Post-Shelter Admission)(1185)	5	7	4	3	5	4	5	4					37
TOTAL	27	26	24	31	34	31	33	14					219

Assessments completed (CE Assessment)

Assessment Level	Jan	Feb	Mar	Apr	May	Jun	Jul	Aug	Sept	Oct	Nov	Dec	YTD
Crisis Needs Assessment		0			0								0
Housing Needs Assessment	26	25	22	29	28	30	30	12					201
TOTAL	26	25	22	29	28	30	30	12					201
Prioritization Status	Jan	Feb	Mar	Apr	May	Jun	Jul	Aug	Sept	Oct	Nov	Dec	YTD
Not Placed on Prioritization List	13	7	5	5	9	10	5	2					56
Placed on Prioritization List	13	18	17	24	19	20	25	10					145
SPDAT Type	Jan	Feb	Mar	Apr	May	Jun	Jul	Aug	Sept	Oct	Nov	Dec	YTD
Client Refused (0 Score)	3	0	1	3	2	1	3	1					14
Family (v2.0)	0	0		0									0
Family (v3.0)	6	6	7	10	8	7	10	3					57
Single (v2.0)	0	0		0	0								0
Single (v3.0)	2	0	1	1	2	2	2	0					10
Youth (v2.0)	15	19	13	15	16	20	15	8					120
SPDAT Score / Need	Jan	Feb	Mar	Apr	May	Jun	Jul	Aug	Sept	Oct	Nov	Dec	YTD
PSH - Permanent Supportive Housing (8+)	9	15	14	16	21	15	16	6					111
RRH - Rapid Rehousing (4-7)	12	9	7	9	4	12	9	5					67
HP - Homelessness Prevention													
Diversion - No supports (0-3)	5	1	1	4	3	3	5	1					23

Removed from Prioritization List

Housing Status	Jan	Feb	Mar	Apr	May	Jun	Jul	Aug	Sept	Oct	Nov	Dec	YTD
Housed	2	2	1	7	6	1	8	5	0				32
Not Housed	13	10	8	11	14	14	21	13					104
Average days to permanent housing	2	41	7	64	62	11	75	37					53.34
Average days on prioritization list	31	11	9	43	50	37	79	78					50
Project type used (Housed)	Jan	Feb	Mar	Apr	May	Jun	Jul	Aug	Sept	Oct	Nov	Dec	YTD
Homeless Prevention (HP)				0									0
Other Permanent Housing (OPH)	2	1	0	2	2	1	4	4	0				16
Permanent Supportive Housing (PSH)		1	1	1			2	0					5
Rapid Rehousing (RRH)	0		0	3	3	0	2	1					9
Transitional Housing (TH)					1								1
NULL				1				0					1
Reason for removal (Not Housed)	Jan	Feb	Mar	Apr	May	Jun	Jul	Aug	Sept	Oct	Nov	Dec	YTD
Client/Household cannot be found or contacted.	7	4	3	7	5	3	14	7					50
Client/Household needs to be re-assessed.		0	0		1		1	0					2
Client/Household no longer wishes to participate in Co	0			2	1	1							4
Client/Household self-resolved and is no longer homele	0	2	1	0	1	1	1	1					7
NULL	6	4	4	2	6	9	5	5					41

CE Household Report: 01/01/2025-08/31/2025 (Youth Subset - 18 to 24)

Region: Not selected

CE Events

Access Events	Jan	Feb	Mar	Apr	May	Jun	Jul	Aug	Sept	Oct	Nov	Dec	YTD
Problem Solving/Diversion/Rapid Resolution intervention			0										0
Referral to Prevention Assistance project	0		0		0	0	1	1					2
Referral to scheduled Coordinated Entry Housing Need	26	25	23	29	28	31	30	12					201
Unique Household TOTAL	26	25	23	29	28	31	31	13					203
Referral Events	Jan	Feb	Mar	Apr	May	Jun	Jul	Aug	Sept	Oct	Nov	Dec	YTD
Referral to a Housing Stability Voucher		1											1
Referral to emergency assistance/flex fund/furniture assistance						1	0	3					4
Referral to Emergency Shelter bed opening	6	4	9	9	7	7	5	5	1				50
Referral to Housing Navigation project or services	0	0	1	0	0	1	2	0					4
Referral to Joint TH-RRH project/unit/resource opening		1			2			2					5
Referral to post-placement/follow-up case management	0	0	0	1	0	0	1	0					2
Referral to PSH project resource opening		1	1			1	3	0					6
Referral to RRH project resource opening	1	0	1	7	3	1	4	1					18
Referral to Street Outreach project or services	0	0	0		0	0	0	0					0
Unique Household TOTAL	7	6	11	17	12	11	15	11	1				76
Event Details	Jan	Feb	Mar	Apr	May	Jun	Jul	Aug	Sept	Oct	Nov	Dec	YTD
Problem Solving/Diversion/Rapid Resolution intervention			0										0
Client housed/re-housed in a safe alternative													0
Referral to post-placement/follow-up case management													0
Enrolled in Aftercare project			0			0							0
Referral Results	Jan	Feb	Mar	Apr	May	Jun	Jul	Aug	Sept	Oct	Nov	Dec	YTD
Referral to a Housing Stability Voucher			1										1
Referral to emergency assistance/flex fund/furniture assistance						1	0	3					4
ES	3	4	7	4	6	6	2	3	0				32
ES	2	1	2	4	3	2	0	1					15
ES							0						0
Housing Nav	0		0	0	0	1	1	1					3
Housing Nav			1		0								1
Housing Nav			0										0
TH-RRH		1			1			2					4
TH-RRH					1								1
PP/CM	0	0	0	0	0	0	0	0					0
PP/CM		0	0	1	0	0	0	0					1
PP/CM	0				0	0							0
PSH		1	0				1	1					3
PSH				1			1						2
PSH								1					1
RRH	0	1	1	2	3	2	2	0					11
RRH		0		2	1		1	1					5
RRH	0												0
SO		0	0		0	0	0	0					0
SO			0			0	0						0
SO				0				0					0
NULL	0	0	1	0	0	1	1	1					4
NULL					0	0	0						0
NULL	0	0					1	1					2

July 11, 2025

Hope Metheny, Major Grants Director
Iowa Homeless Youth Centers
612 Locust Street
Des Moines, IA 50309

Dear Hope,


It is my pleasure to write a letter in support of Iowa Homeless Youth Centers (IHYC), a YSS organization, for your proposal to the US Department of Health and Human Services Administration for Children and Families for the Maternity Group Home (MGH) grant (HHS-2025-ACF-ACYF-YZ-0005).

Homeward has a history of collaboration with IHYC through their services for homeless youth. The Maternity Group Home grant would allow IHYC to continue providing safe, stable, and appropriate shelter for pregnant and/or parenting youth who are 16 to less than 22 years of age.

Homeward serves as Polk County's homelessness planning organization, forging strategic partnerships between homelessness organizations, community partners, government officials, experience homelessness at all and that their stay in homelessness is a brief, one-time experience when it does occur. We recognize the need for service and housing for youth in our community.

IHYC is a community ally in ensuring vulnerable youth in our community can pursue life's many opportunities. The collaborations formed between IHYC and other agencies here in Polk County have been highly successful at making a difference in the lives of homeless and at-risk young people. We fully support IHYC's Maternity Group Home application and hope it is funded. Thank you for this opportunity to lend support to IHYC and its valuable work in helping our young community members who are homeless.

Sincerely,



Angie Arthur
Homeward Executive Director

August 12, 2025

Jeremy Orcutt, IADC
Anawim Housing
2024 Forest Avenue, Suite 101
Des Moines, IA 50311


Dear Jeremy,

I am pleased to write this letter in support of the Anawim Housing applications submitted to the Iowa Finance Authority for the FY 2026PSH Operating Fund. The funds of this grant would help offset funding gaps for HUD permanent supportive housing projects. Additional funding is needed to address expenses such as renters insurance, excessive damages as well as unreimbursed staffing and operational dollars.

Homeward serves as Polk County's homelessness planning organization, forging strategic partnerships between homelessness organizations, community partners, government officials, and people experiencing homelessness. Our work is to ensure that Polk County residents rarely experience homelessness at all and that their stay in homelessness is a brief, one-time experience when it does occur. We recognize the need for supportive services to house folks experiencing homelessness and believe in the work of Anawim Housing. The organization brings invaluable expertise in working with our extremely vulnerable community members and helps support them in achieving and maintaining housing stability.

The collaborations formed between Anawim Housing. and other agencies in Polk County have been successful at making a difference in the lives of our community members who have lost their housing. I wish you the best of luck with this application and look forward to continued involvement with your organization.

Sincerely,



Angie Arthur
Executive Director
Homeward

August 14, 2025

Hope Metheny, Major Grants Director
Iowa Homeless Youth Centers
612 Locust Street
Des Moines, IA 50309


Dear Hope,

It is my pleasure to write a letter in support of Iowa Homeless Youth Centers (IHYC), a branch of Youth & Shelter Services Inc. (YSS), for your proposal to Iowa Finance Authority's (IFA) Iowa Permanent Supportive Housing Fund – Operating Deficit Relief program. IHYC qualifies for this opportunity as the recognized primary supportive service provider for the apartment complex known as Sixth Avenue Flats, located in Des Moines, Iowa, that IFA assisted under the National Housing Trust Fund (NHTF).

Homeward serves as Polk County's homelessness planning organization, forging strategic partnerships between homelessness organizations, community partners, government officials, experience homelessness at all and that their stay in homelessness is a brief, one-time experience when it does occur. We recognize the need for service and housing for youth in our community. We verify that IHYC is participating in the CoC in Polk County. IHYC has agreed to only accept referrals through our local Centralized Intake process that is run through Primary Health Care. They have demonstrated consistent utilization of Centralized Intake since its inception in Polk County. They are the largest provider in the community that focuses on housing transitional aged youth and focuses on ending long-term chronic homelessness through working with youth when they need services.

The collaborations formed between IHYC and other agencies here in Polk County have been highly successful at making a difference in the lives of homeless and at-risk young people. We support IHYC's continued efforts in our community. Thank you for this opportunity to lend support to IHYC and its valuable work in helping our young community members who are homeless.

Sincerely,



Angie Arthur
Homeward Executive Director

September 4, 2025

Melissa O'Neil, CEO
Central Iowa Shelter and Services
1420 Mulberry Street
Des Moines, IA 50309

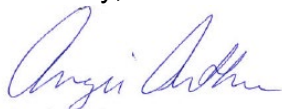
Dear Melissa,

I am pleased to provide this letter of support to Central Iowa Shelter and Services (CISS) in its application to the Iowa Finance Authority's Emergency Solutions Grant and Shelter Assistance Fund. Homeward understands that this grant will support Polk County and the Rolling Hills region to create and implement a coordinated effort to secure stable housing for individuals experiencing homelessness. Homeward supports the use of funding for street outreach, emergency shelter and rapid rehousing efforts in Polk County.

Homeward is the Lead Agency for the Des Moines/Polk County CoC and serves as Polk County's homelessness planning organization, forging strategic partnerships between homelessness organizations, community partners, government officials, and people experiencing homelessness. Our work is to ensure that Polk County residents rarely experience homelessness at all and that their stay in homelessness is a brief, one-time experience when it does occur. We recognize the need for services and housing for individuals and families experiencing homelessness and support CISS's continued work across the CoC.

The collaborations formed between this program and other agencies here in the community have been successful at making a difference in the lives of people experiencing homelessness in Central Iowa. I wish you the best of luck with this application and look forward to continued involvement with your program in the future.

Sincerely,



Angie Arthur
Homeward – Executive Director



September 4, 2025

Hope Metheny, Major Grants Director
Iowa Homeless Youth Centers
612 Locust Street
Des Moines, IA 50309

Dear Hope,

It is my pleasure to write a letter in support of Iowa Homeless Youth Centers (IHYC), a branch of Youth & Shelter Services Inc. (YSS), for your proposal to Iowa Finance Authority's (IFA) 2026-2027 Iowa ESG and SAF grant application.

Homeward serves as Polk County's homelessness planning organization, forging strategic partnerships between homelessness organizations, community partners, government officials, experience homelessness at all and that their stay in homelessness is a brief, one-time experience when it does occur. We recognize the need for service and housing for youth in our community. We verify that IHYC is participating in the DSM/Polk County CoC and only accepts referrals through our local Centralized Intake process that is run through Primary Health Care. IHYC has demonstrated consistent utilization of Centralized Intake since its inception in Polk County. They are the largest provider in the community that focuses on housing transitional aged youth and focuses on ending long-term chronic homelessness through working with youth when they need services.

The collaborations formed between IHYC and other agencies here in Polk County have been highly successful at making a difference in the lives of homeless and at-risk young people. We fully support IHYC's continued efforts in our community. Thank you for this opportunity to lend support to IHYC and its valuable work in helping our young community members who are homeless.

Sincerely,

Angie Arthur
Executive Director



September 4, 2025

Suzanne Zutter
Executive Director
Families Forward
3001 Grand Avenue
Des Moines, IA 50312


Dear Suzanne:

I am pleased to write this letter in support of the Families Forward grant application to the Iowa Finance Authority for shelter funding. Homeward has collaborated with the New Directions Shelter program for many years as a partner in the care of some of our county's most vulnerable residents. They are one of three family homeless programs Homeward is currently partnering with on the rapid resolution of homelessness for families through funding from the Bezos Day 1 Families Fund. Families Forward has provided shelter and support to families as a critical part of the chain of agencies providing housing to those most in need.

Homeward is the Lead Agency for the Des Moines/Polk County CoC and serves as Polk County's homelessness planning organization, forging strategic partnerships between homelessness organizations, community partners, government officials, and people experiencing homelessness. Our work is to ensure that Polk County residents rarely experience homelessness at all and that their stay in homelessness is a brief, one-time experience when it does occur. We recognize the important need for family shelter in our community and believe in the work of the New Directions Shelter. The program receives referrals from Centralized Intake for family placements in its shelter. Additionally, staff participate in bi-weekly family shelter case conferencing meetings.

The collaborations formed between New Directions Shelter and other agencies here in Polk County have been highly successful at making a difference in the lives of families experiencing homelessness. Thank you for this opportunity to lend support to Families Forward and its New Directions Shelter program.

Sincerely,



Angie Arthur
Executive Director
Homeward

September 4, 2025

Amy Landrigan
Executive Director
The Beacon
1717 Woodland Ave
Des Moines, IA 50309


Dear Amy,

I am pleased to write this letter in support of The Beacon grant application to the Iowa Finance Authority for Emergency Solutions Grant/Shelter Assistance Fund. The Beacon is an active and engaged partner in our coordinated system of care, participating fully in CoC committees, and countywide collaboration. Their team consistently demonstrates a trauma-informed and equity-centered approach, ensuring that women experiencing homelessness or at risk of homelessness receive the housing and supportive services they need to achieve long-term stability.

Homeward is the Lead Agency for the Des Moines/Polk County CoC and serves as Polk County's homelessness planning organization, forging strategic partnerships between homelessness organizations, community partners, government officials, and people experiencing homelessness. Our work is to ensure that Polk County residents rarely experience homelessness at all and that their stay in homelessness is a brief, one-time experience when it does occur. The Beacon's shelter and transitional housing programs fill an essential gap for women facing trauma, incarceration, addiction, or domestic violence.

The collaborations formed between The Beacon and other agencies here in Polk County have been highly successful at making a difference in the lives of women experiencing homelessness and housing insecurity. Thank you for this opportunity to lend support The Beacon's request for continued ESG/SAF funding to sustain and strengthen this vital work.

Sincerely,



Angie Arthur
Executive Director
Homeward

September 4, 2025

Micah Julius
Shelter and Housing Program Manager
Catholic Charities
601 Grand Avenue
Des Moines, IA 50309


Dear Micah:

I am pleased to write this letter in support of the Catholic Charities' Shelter Assistance Fund application to the Iowa Finance Authority for emergency shelter funding. The Family Emergency Shelter focuses on providing shelter and services that support families experiencing homelessness as they work towards gaining stability and transition into permanent housing. Catholic Charities is one of three family homeless programs Homeward is currently partnering with on the rapid resolution of homelessness for families through funding from the Bezos Day 1 Families Fund.

Homeward is the Lead Agency for the Des Moines/Polk County CoC and serves as Polk County's homelessness planning organization, forging strategic partnerships between homelessness organizations, community partners, government officials, experience homelessness at all and that their stay in homelessness is a brief, one-time experience when it does occur. We recognize the need for shelter and services for families experiencing homelessness and believe in the work of Catholic Charities. The organization brings expertise in working with our vulnerable community members and helps support them in gaining stability. The program receives referrals from Centralized Intake for family placements in its shelter. Additionally, staff participates in bi-weekly family shelter case conferencing meetings.

The collaborations formed between Catholic Charities and other agencies in Polk County have been successful in making a difference in the lives of our community families who are experiencing homelessness. I wish you the best of luck with this application and look forward to continued involvement with your program.

Sincerely,



Angie Arthur
Executive Director

**Grant Committee
September 8, 2025**

Topic: Emergency Solutions Grant 2025-2026 Allocations

Recommendation: The Homeward Grant Committee in partnership with the City of Des Moines has reviewed and scored the submitted Emergency Solutions Grant (ESG) applications. Below are the recommendations for the 2025-2026 ESG Allocations.

ESG 2025-2026: SUMMARY BY PROJECT			
Applicant	Request	Allocated Amount	Score
Emergency Shelter			
Families Forward/New Directions Shelter	\$30,000	\$30,000	110.58
Children and Families of Iowa/DV Services	\$50,000	\$44,992	105.92
YSS/Iowa Homeless Youth Centers	\$28,550	\$20,000	99.00
Central Iowa Shelter & Services	\$112,910	\$56,308	94.92
Street Outreach			
Primary Health Care	\$46,000	\$46,000	101.75
Central Iowa Shelter & Services	\$46,000	\$0	93.75
Homelessness Prevention			
HOME, Inc	\$44,000	\$47,009	106.50
Children and Families of Iowa/DV Services	\$50,000	\$0	81.75*
Rapid Rehousing			
No applications were submitted for RRH	\$0	\$0	N/A
Centralized Intake			
Primary Health Care	\$50,000	\$50,000	N/A
HMIS			
Institute for Community Alliances	\$9,865	\$9,865	N/A
Project Total		\$304,174	
City Admn		\$24,662	
GRAND TOTAL		\$328,836	

* Score did not meet 70% (91 pt) minimums scoring threshold